

end with finger
pointing



Thank You



Welcome

Some Easy Tips


- Use your normal tone of voice — don't yell!
- Make sure your mouth can be seen — don't chew gum.
- If you don't know a sign, write it down or type it.
- Use an app, like Live Transcribe, or Signing Savvy (www.signingsavvy.com).



Considering the reality that **1 in 4 people currently living in the United States have some type of physical or sensory disability**, it is critical that nurses and other health care providers are prepared to effectively communicate with and treat patients who are deaf, hard of hearing, and/or disabled.

Keith can coach you one-on-one or provide an interactive presentation to your team. **Ability Together provides the support you need to meet your patient's needs.**

Visit www.AbilityTogether.org to learn more or book a session today!



Have a nice day!



Keith Bonchek

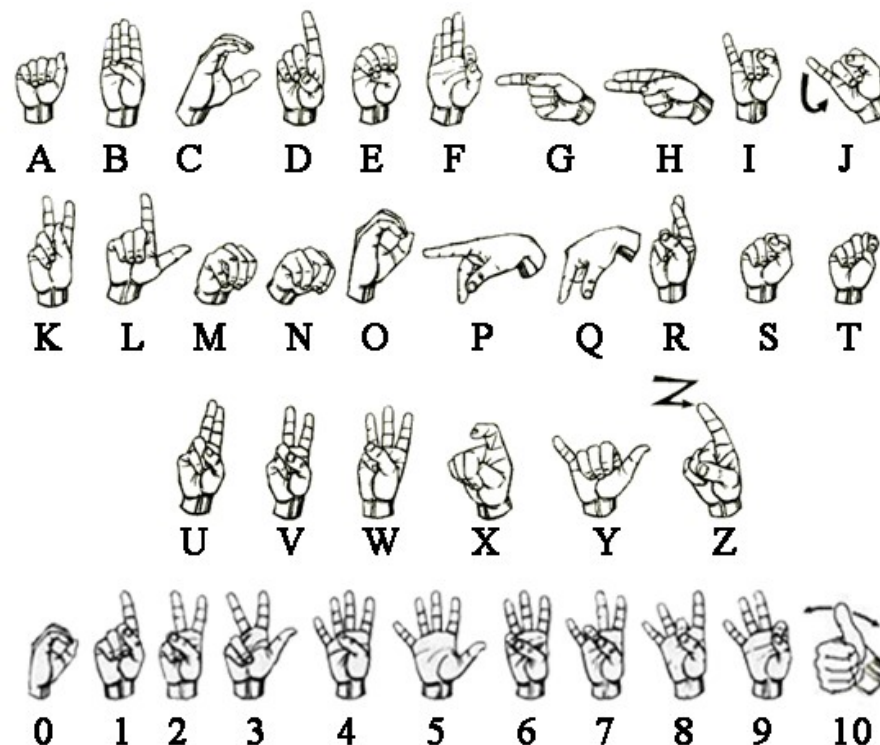
www.AbilityTogether.org

info@AbilityTogether.org

**Disability Advocacy,
Coaching & ADA
Consulting**

Advocating for Equity in the Healthcare Experience

This guide will give you new tools to create an equitable experience for your patients!



The mission of Ability Together is to **create equity in Healthcare experiences**. We provide coaching and consulting services for healthcare professionals to give them the tools to create an equitable experience for patients with unique communication needs.

These are basic signs that you can learn and use to help in a pinch!

When moving one hand only, move the dominant hand.



Hello



Name



Appointment



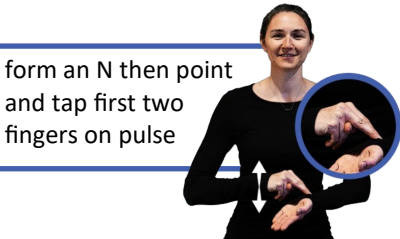
Interpret



Address



Insurance



Nurse



Doctor



Help



Medicine / Medication



Weight



Age



Height



Come On / Follow Me



Toilet / Bathroom



Dizzy



Allergy



Pregnant



Breath / Breathing



Diabetes



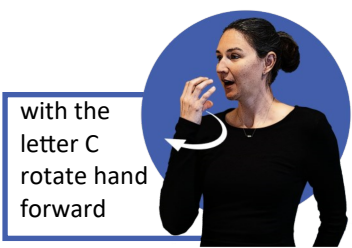
Blood / Bleeding



Cold



Pain



Hot